




# Get ready for year 7 this summer!





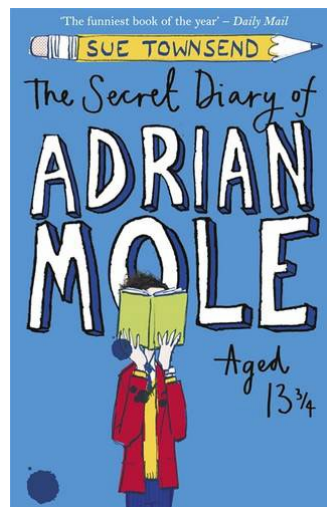




Have a look at some of the challenges and activities to prepare you for your studies in English at OCA.

These are not compulsory, just some fun and engaging activities to enjoy!



# Why not complete a book challenge?

Have a look at our suggested reading list below.



## Task 1:

Summer  
book  
challenge



## How to complete:

- Read a chapter a day.
- Fill in a book journal after each chapter. This only has to be short but include details like character development and plot twists!
- Read at least one book over summer ( more if you wish!)
- Complete a book review at the end of each book. Include what you liked/dislike and rate your book out of 10.



Use the following guide to help you create your book journal.  
You can use a note pad, paper, card or anything you like.

### Book journal example:

- Chapter number.
- Total time reading.
- Bullet point your thoughts.
- What happened in the chapter?
- Best bit- most enjoyable part?
- What do you think will happen next?
- Personalise your journal- you could include doodles, drawings, pictures, colour and stickers.



## Book review

Use the guide below or follow the link for more help.

<https://www.booktrust.org.uk/books-and-reading/tips-and-advice/writing-tips/writing-tips-for-teens/how-to-write-a-book-review>

### Book review example

- Title:
- Author:
- Genre:
- Setting:
- Characters:
- Favourite characters and why:
- Best moment in the book:
- Would you recommend this book and why?
- Score out of 10:



# Have a go at writing your very own story!

## Task 2: Creative writing

You could use your favourite book or one of our suggested books as inspiration. Use the plan below as a guide or follow the link for more help.

[Story writing: planning a story - English - Learning with BBC Bitesize - BBC Bitesize](#)

### •Opening:

Introduce the hero/main character and set the scene.

### •Build up:

Introduce and build up the story. Perhaps there is a conflict or a mystery that needs to be solved?

### •Problem:

Here, the story peaks. The main character faces a major problem, obstacle or dilemma.

### •Resolution:

The main character solves the problem in order to reach their goal. Make this unusual and interesting so it keeps your readers on their toes!


### •Ending:

The conclusion where everything is resolved. Keep it interesting and add an unexpected twist

# Check out the local libraries in Widnes.

Local Widnes Library

Results near Widnes, Halton · Based on IP address · Change



1 **Widnes Library**  
Victoria Square, Widnes, Cheshire · 0151 907 8383  
Open · Closes 17:00

2 **Ditton Library**  
Queens Avenue, Ditton, Widnes · 0151 424 2459  
Closed · Opens tomorrow 09:30

3

4

WEBSITE DIRECTIONS

WEBSITE DIRECTIONS

Follow the link below to find out more information about what's on at your local library this summer.



<https://library.haltonbc.info>



For your chance to win a sweet treat in September, take a photo of yourself outside the library or at home enjoying your book. Print the photo and bring it in with you. Alternatively, you can email it to your English teacher when you start OCA.