

ORMISTON  
**CHADWICK**  
ACADEMY

AGE QUOD AGIS




**YEAR 11**

**PARENT**

**INFORMATION**

**PACK**

**2023-2024**



# CAREERS AT ORMISTON CHADWICK ACADEMY

“Our intent is to give students the education, advice and guidance to empower them to have high aspirations and self-belief so that they can achieve personal happiness and future success”

**\*\*\*NEWS FLASH\*\*\* We are proud to announce that we have been re-accredited with the Quality and Careers Standard in July 2023 to acknowledge our excellent CEIAG provision! We will receive a plaque of recognition to display in reception!**



At Ormiston Chadwick Academy, our comprehensive CEIAG programme is integral to laying the foundations to encourage a successful future for our students. We offer a bespoke programme; tailored to each year group, covering all the Gatsby Benchmarks. We celebrate national events such as National Careers Week and National Apprenticeship Week to ensure the biggest impact to the lives of all students.

## Originality

We encourage students to aspire to original and exciting post-16 opportunities and career paths that complement individual personalities and dreams. We provide students with unique & intriguing opportunities and experiences to help lay the foundations of a successful future.

## Community

We work together to help one another fulfill our dreams and aspirations. We utilise the links within the wider community to help equip students with the tools needed to enjoy a successful future.

## Aspiration

We place CEIAG at the heart of our curriculum from year 7 onward to inspire high pupil aspirations. Clear careers links are embedded throughout all subjects to provide the information that pupils need to achieve future goals.

## Excellence

We investigate a wide range of job roles and demonstrate a robust understanding of a myriad of post-16 and career related options, not just those which we ourselves are interested in.

## Respect

We promote respect by listening to the stories of others. From fellow pupils to alumni and guests who visit to share their careers related journey.

CEIAG = Careers Education, Information Advice & Guidance

# **ADULT CAREER PROGRAMME**

The National Careers Service offers an adult careers programme in which you can seek support and guidance in a variety of ways:



- Completing a job application
- Writing a CV
- Preparing for an Interview
- Seeking guidance into further and higher education to extend learning

If you would like any further information such as exploring different careers, there are plenty of resources available on their website –

[www.nationalcareersservice.com](http://www.nationalcareersservice.com)

You may also find the resources below useful –

[Get Support - Career Connect](#)

<https://targetcareers.co.uk/parents-and-teachers>

<https://www.ratemyapprenticeship.co.uk/advice/parents>

<https://www.ucas.com/further-education/post-16-finance-and-support/parents-and-carers/how-you-can-help>

<https://www.gov.uk/know-when-you-can-leave-school>

<https://www.thecompleteuniversityguide.co.uk/preparing-to-go/advice-for-parents/>

[Careers Advice for Parents - Youth Employment UK](#)

[Top Career Guidance for Parents - Careermap](#)

[Career Guidance | Career Options | Advice For Parents \(parentadviser.co.uk\)](#)

[Guide to post-16 career options for parents and carers | CIPD](#)

## **POST-16: YOUR CHOICE, YOUR FUTURE EVENT:**

Careers Connect along with local colleges, apprenticeship/training providers, the armed forces and universities will be attending our upcoming event: '**Post-16: Your Choice, Your Future**' event. This will be taking place in the main hall on:

**Thursday 19<sup>th</sup> October 4.00 – 6.00pm**

This will give both students and parents/carers the opportunity to seek advice and guidance on any career ventures, questions or needs they may have from professionally qualified advisers.

## **CAREER CONNECT:**

We also have a service level agreement with Career Connect in the academy. Our adviser is:

**Dan Hunt**

These advisors are highly qualified, impartial advisers that help prepare our students for life after Year 11. We have a bespoke programme set up in which all students will have met with our adviser at least once by the time they have reached the end of Year 11. The programme also targets small groups of students from Year 7-10.

If you would like any further guidance or information from our adviser please email her on [dan.hunt@careerconnect.org.uk](mailto:dan.hunt@careerconnect.org.uk)

## **Get Connected Portal:**

To assist with ideas of what specific careers involve, what skills and qualities they require or what jobs your personality may suit please visit the Career Connect Portal.

You will need to sign up and register for an account with your details, however, you can then access this at any time as there is a wealth of resources available on there.



You can find the link on [www.careerconnect.org.uk](http://www.careerconnect.org.uk) or on the school website.

Students will also have the opportunity to access the advice and guidance from our Careers Adviser during the allocated programme for identified students or they are welcome to drop in;

***Mondays scheduled 1-2-1 appointments.  
Break/Lunchtime – Drop-in to S10 with Miss Davies***

The careers hub is located on the top floor of the far side of the N corridor, opposite the stairs at OCA and has a multitude of information on;

- The Labour Market
- Apprenticeships
- Further and Higher Education prospectus'
- Career opportunities
- Top Tips i.e. writing CV's, completing job applications etc.

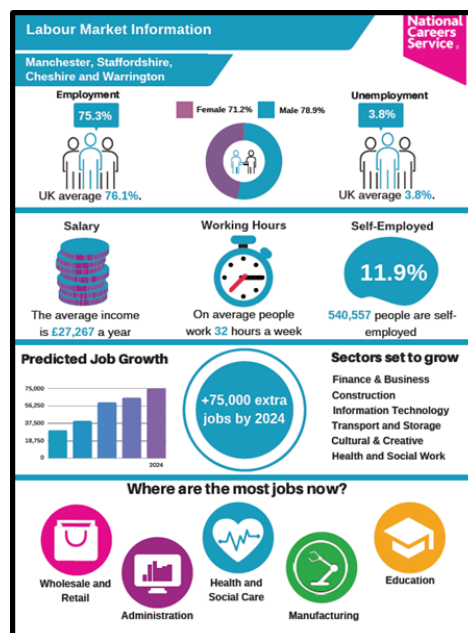
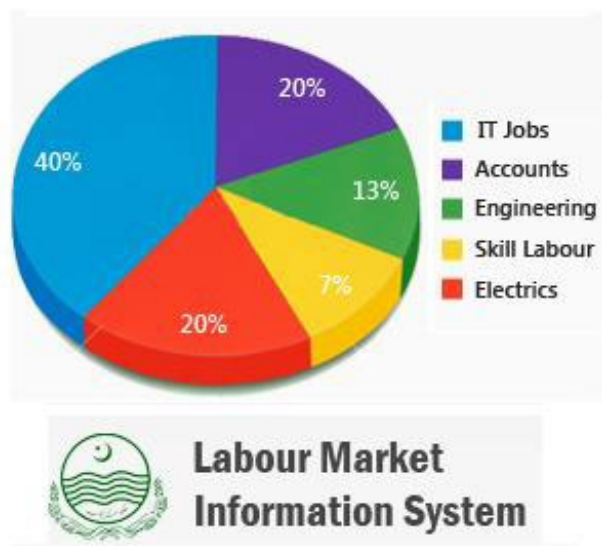
## **LABOUR MARKET INFORMATION**

The Labour Market Information refers to;

***'Labour market information covers the principal elements of the labour market and its operations. The principal elements are the demand for labour and the supply of labour. Demand means the number of jobs available. Supply tells you the number of people who are able work.'***

It is important that both yourselves as parents/carers and students understand the changes to the Labour Market as this will impact what jobs and careers are available and which sectors are growing. Find out more about specific careers of interest here: <https://www.lmiforall.org.uk/careerometer/>

For example:





# A parent's guide to apprenticeships



As a parent, you want your child to get the best possible start in their career. There are many options available to young people after they leave school, and in this guide, we outline information and benefits about apprenticeships as a key route into a successful career.

**What's an apprenticeship?** It is a genuine job, with training, meaning you can earn while you learn and gain a nationally recognised qualification.

## What are the benefits?

Apprenticeships are now available up to degree level and beyond. Over 70 national universities are currently offering a range of degree apprenticeships with more to be confirmed throughout the year.

- Earning a salary and paid holiday;
- Excellent progression opportunities, whether looking to study further or climb the ranks within the workplace;
- Increased future earning potential – apprentices enjoy marked salary increases on finishing their training and those completing a higher apprenticeship could see increased earnings of an estimated £150,000 over their lifetime.\*

## What levels are there?

There are various levels of apprenticeship to apply for depending on current skills and qualifications. Apprenticeships have equivalent educational levels:

Name	Level	Equivalent educational level
Intermediate	2	5 GCSE passes at Grades A* – C or 9 – 4
Advanced	3	2 A level passes
Higher	4, 5, 6 and 7	Foundation degree and above
Degree	6 and 7	Bachelor's or master's degree

All apprenticeships include elements of on the job and off the job training leading to industry recognised standards or qualifications. Some apprenticeships will require an assessment at the end of the programme to assess the apprentice's ability and competence in their job role.

## How do you apply?

At any one time there are between 12,000 – 20,000 apprenticeship vacancies available online in a variety of careers and industries across England. Visit **GOV.UK/apply-apprenticeship**. You can search by keyword (job role, occupation type or apprenticeship level) and by location.

Once the right job comes up, your son or daughter can simply register on the website and follow the step-by-step instructions to apply for the role.

Our YouTube channel has useful hints and tips on applying plus other videos on apprenticeships, visit YouTube and search apprenticeships/NAS.

If they are not quite ready for an apprenticeship or job, they could try a traineeship with a local employer to gain valuable work experience and the opportunity to improve their English and maths, if needed. Visit **GOV.UK/find-traineeship** for more information or to apply for traineeship opportunities.

**Brought to you by**  
**National**  
**Apprenticeship**  
**Service**

NAS-P-170003 April 2018

\*University education – Is this the best route into employment?  
AAC and CEBR Feb 2013

## Salaries

The minimum wage for apprentices is £3.70 per hour, but many employers pay more than this. This is dependent on the sector, region and apprenticeship level. E.g. some higher apprenticeships pay up to £500 per week.

More details on salaries and entry criteria in specific apprenticeship occupations can be accessed by looking at the vacancies on 'Find an apprenticeship'.

## Entry requirements

Apprenticeships are available to anyone over the age of 16, living in England. There are different entry requirements depending on the sector and job.

Recent legislation has come into effect which changes the minimum English and maths requirements needed to complete an apprenticeship for people with a learning difficulty or disability. The changes will lower the English and maths requirements for these apprentices to an Entry Level 3 qualification.

A Disability Confident Employer will generally offer an interview to any applicant that declares they have a disability and meets the minimum criteria as defined by the employer. For more details, search Disability Confident on GOV.UK.

## School leaving age

The government has stated that all young people must stay in some form of education or training until at least their 18th birthday. This does not necessarily mean staying in school; young people have a choice about how they continue in education or training post 16, which could be through an apprenticeship or traineeship.

**Search apprenticeships**  
**on GOV.UK**

To find out more about apprenticeships please visit: <https://www.apprenticeships.gov.uk/>

# POST 16 OPEN EVENINGS

## Halton Area - Open Events: Sixth Form and Colleges 2024 Entry

**\*\* Details received to date \*\***

**Please confirm all dates with school and college websites - as sometimes the dates do get changed.**

***It is your responsibility to check.***

### General Guidance –

- Please check that you meet the minimum entry grades for the courses and sixth forms you are applying for
- Check subjects/ courses on offer – Do they meet **YOUR** needs?
- Check deadlines for entry/ applications – some sixth forms are oversubscribed and will limit their applications. If you are an external applicant i.e. you are not one of their existing Year 11 students – expect to be interviewed prior to being offered a place/ accepted (or even rejected)
- **Apply early** – aim to apply before the end of the Autumn term, i.e. before the schools break up for Christmas. In addition, check with the sixth forms if they have additional deadlines in receiving applications. **\*\* If you are unsure about your course choices – it is better to apply and then change your course afterwards, rather than not apply at all and miss the deadline \*\***
- What support is there for **YOU**? What support is offered for – your academic learning, pastoral support and careers support e.g. career planning, applying to university or support in writing applications for apprenticeships
- Consider – Where do the **leavers** from this sixth form or college go when they have completed their qualifications? For example, do they go to – university, into apprenticeships or jobs with training, into employment (or unemployment).
- **Research** your career ideas and interests. The more you know, the more likely it is you will make well informed and realistic career choices/decisions.
- **Did you know? You can apply to as many colleges as you want! This gives you more options on results day.**

## **Cronton Sixth Form College Open Event 2023 – 2024**

- Saturday 30<sup>th</sup> September 10am – 2pm
- Thursday 5<sup>th</sup> October 5.30pm – 7.30pm
- Wednesday 11<sup>th</sup> October 5.30pm – 7.30pm
- Tuesday 14<sup>th</sup> November 5.30pm – 7.30pm
- Tuesday 20<sup>th</sup> February 5.30pm – 7.30pm



## **2023/2024 Riverside College Open Events**

- Tuesday 7<sup>th</sup> November 2023, 5pm – 7pm
- Tuesday 12<sup>th</sup> March 2024, 5pm – 7pm
- Tuesday 11<sup>th</sup> June 2024, 5pm – 7pm

**Riverside College, Kingsway, Widnes, WA8 7QQ**





Book your place now on the website:  
<https://www.priestley.ac.uk/events/book-open-event/>

## OPEN EVENTS 23/24

Wednesday 11th October 2023

Thursday 9th November 2023

Tuesday 12th March 2024

(5.00-7.30pm)



Warrington  
& Vale Royal  
College



Tuesday 10 October 2023

### 16-18 Open Evening

🕒 17:00 - 20:00

📍 Warrington campus



St Helens College

Please check the college website for updates: <https://www.sthelens.ac.uk/>



Open Days for September 2024 entry will take place on the following dates:

Saturday 14th October 2023 10am - 2pm

Saturday 18th November 2023 10am - 2pm

Saturday 20th January 2024 10am - 2pm

*Please note that bookings are restricted to 3 per booking, (i.e. for one prospective student & two other people). This is because capacity is limited in the building and to ensure as many prospective students as possible are able to attend on the day.*



## Open Events

The dates for our upcoming events for prospective Year 10 and Sixth Form/ T-Level students are:

- Thursday 21st September
- Saturday 23rd September
- Wednesday 11th October
- Saturday 14th October
- Thursday 16th November
- Saturday 18th November



If you are interested in attending UTC Warrington next academic year and wish to attend one of our open events, please contact [into@utcw.co.uk](mailto:into@utcw.co.uk).



### CONTACT DETAILS

**TELEPHONE:** 01942 762 888

**EMAIL:** [education@wiganwarriors.com](mailto:education@wiganwarriors.com)

**TWITTER:** @WiganWarriorsEd

**INSTAGRAM:** @WiganWarriorsEducation

### **Some other colleges/ sixth forms you may consider:**

Helsby High School: <https://helsbyhigh.org.uk/sixth-form/sixth-form-welcome/>

Ormiston Bolingbroke Academy Runcorn:

<https://ormistonbolingbrokeacademy.co.uk/sixth-form>

Sir John Deane's College: <https://www.sjd.ac.uk/>

Knowsley Community College: <https://www.knowsleycollege.ac.uk/>

Hugh Baird College (Bootle): <https://www.hughbaird.ac.uk/>

City of Liverpool College: <https://www.liv-coll.ac.uk/>

Liverpool Maths School: <https://liverpoolmathsschool.org/>

The Studio Liverpool: <https://thestudioliverpool.uk/ks5-pathways/>

**\*\*\*Check all college websites to see if you need to book online and for further updates\*\*\***



**ASPIRATION**

# CEIAG PROGRAMME 23 24 - YEAR 11

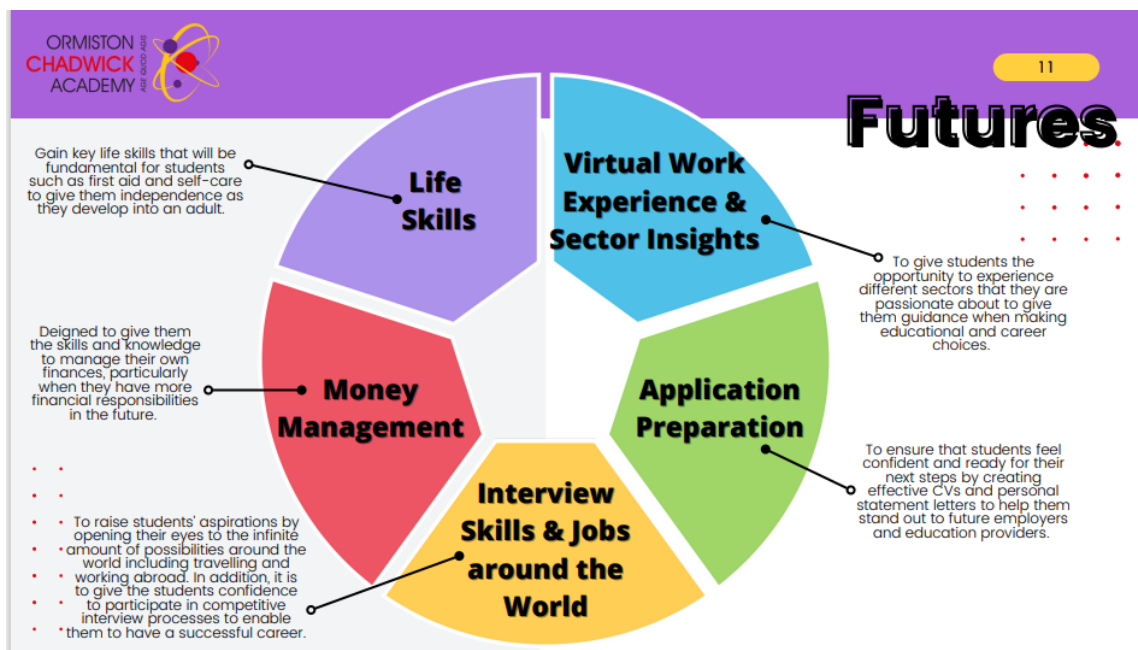
The programme below is an indication of the career's education, information, advice and guidance your child will experience throughout their time in Year 11.

**Additional activities may be added on throughout the year as those opportunities arise.**

Activity	Date	Details	Students involved	Benchmark
Spotlight Career of the week	Weekly - Thursdays	Exploration of the 'spotlight career of the week' including information on salary, skills, routes into the role and case studies about those working in the specific careers.	Whole year	1, 2, 4, 8
1:1 Careers Connect Appointments	Weekly - Mondays	1:1 intervention is carried out by our Career Connect Advisor for every student to provide information, advice and support for their Post 16 course choices.	Whole year	8
Futures Curriculum	Morning Enrichment	30-minute sessions on rotation, including Money Management, Interview Skills and Application Preparation.	Whole year	3
Employer Talks	Throughout the year	Raising aspirations with a talks from employers led by Speakers for Schools. Providing insight into different career paths and the skills and qualities needed to be successful.		
Revision Evening	18 <sup>th</sup> October 2023	An assembly guiding parents & students with revision strategies to prepare for upcoming GCSE examinations to ensure maximum attainment is achieved.	Whole year	3 & 8
Post 16: Your Choice, Your Future event	19 <sup>th</sup> October 2023	Parents and students are invited to a market place of further education, training providers and higher education institutes to gain insight into the various Post 16 options.	Whole year	7 & 8
Parents Progress Evening	21/03/24	An evening in which parents find out the progress of their children and what their next steps are. Post 16 provision is available and a parent survey to review the CEIAG programme.	Whole year	8
Mock Interviews	TBC	Students to participate in a short mock interview to prepare them for future interviews.	Whole year	3, 5 & 7
Cronton/ Riverside College Interviews	23 <sup>rd</sup> and 24 <sup>th</sup> January 2024	Staff from the 2 colleges come into school to allow Year 11 students to take part in an interview to secure their place at either college for September.	Whole year	7 & 8
Employers Fair	25 <sup>th</sup> January 2024	Students to visit the main hall to talk to an array of colleges, universities, businesses and other providers about the application process, routes in, qualifications needed, job role etc.	Whole year	3, 5 & 7
National Apprenticeship Week	5-11 <sup>th</sup> February 2024	ASK Apprenticeships assembly TBC. Key activities delivered during the week via morning enrichment.	Whole year	8
National Careers Week	4-9 <sup>th</sup> March 2024	A variety of activities throughout the week to link in the LMI, employers, apprenticeships and development of life skills through careers.	Whole year	Various (specifically, 4)
National Careers Week Assembly	w/c 04/03/23	An assembly delivered by vice principal, Miss Davies aimed at raising aspirations and introducing students to higher education, the benefits and career opportunities that are presented from having a degree.	Whole year	4

# Y11 FUTURES PROGRAMME

During student voice last year, student asked for more life skills including things like money management, mortgages, savings, CV's etc. and we listened! We have put together a series of sessions on a rotation basis for students to access during morning enrichment. We hope that students enjoy the content planned and look forward to continually improving this to ensure we are tailoring it to the needs of our students at OCA. Each half term, students will rotate onto the next topic and supportive drop-in enrichment sessions will allow students to access computers to engage with many different online opportunities including virtual work experience (VWEX)



## WORK EXPERIENCE/VWEX (Virtual work experience)

Many businesses are still suffering after covid and therefore it is difficult to get students out on a real-life work placement. Many schools now offer VWEX, and students will be introduced to this via the 'Futures' program. VWEX is delivered virtually, students apply for vacancies they are interested in and then, hopefully accepted onto the programme. The programme is delivered by businesses online at a specific time. There are live webinars and presentations (that can also be accessed via recordings) and tasks set for students to complete. Once the programme is completed, students will receive a certificate. There are many benefits to this as students are exposed to a much wider variety of experiences including dentistry and veterinary, which would be difficult to secure in a real life work placement. However, we do not discourage students from arranging their own work placement during school holidays if they have a family member they could go to work with. A work placement could be as little as one day or afternoon with the completion of some tasks and a reflection, or a completion of a virtual work experience via the platform Springpod.

# EMPLOYERS FAIR

**Thursday 25<sup>th</sup> January 2024**

Students in year 8 - 11 will attend our employer's fair during their allocated time slot in the school day. This event encourages pupils regardless of year group to begin considering their future aspirations and provides an opportunity to encounter further education settings and potential future employers who can help make these aspirations into reality! Parents and Carers are invited to attend along with their child/children between 3pm and 4pm.

Further information to follow.



## OTHER KEY DATES

**YEAR 11 REVISION EVENING**

**Wednesday 18<sup>th</sup> October 2023**

More information to follow

**Post 16: Your Choice Your Future Event**

**Thursday 19<sup>th</sup> October 2023**

More information to follow

**YEAR 11 PROGRESS EVENING**

**Thursday 21<sup>st</sup> March 2024**

**YEAR 11 MOCK INTERVIEWS**

**TBC**

**YEAR 11 COLLEGE INTERVIEWS**

**23<sup>rd</sup> and 24<sup>th</sup> January 2024**

## HANDY HINTS TO HELP YOUR CHILD REVISE



# GCSE Biology

## Revision Hints

The world's worst method of revision is to read through notes and leave it at that. Only a few people remember lots of information after just reading notes! Revision is boring and you must find ways of tricking your brain into engaging with it!

There are lots of different activities you can do to help you revise. However, before you start anything, you need to organise yourself (and your revision area). Scan the QR code for revision timetable templates and for advice.

To be organised, try these revision techniques:

- Read your revision guide or exercise book and **condense your notes**. You could write them onto flash cards with sub-headings or bullet points the key points.
- Read your notes and **create questions and answers**. You can then come back to answer your questions and self-assess at a later date.
- Make **mind maps** based on notes with key facts. Add colours and pictures to help you remember.
- **Create mnemonics**. E.g. Monkeys Eat Peeled Bananas helps me remember methane, ethane, propane and butane. Make ones that make you laugh, it will be easier to remember!
- Use **past paper questions**. This is so important, it gets you ready for the real thing more than anything.
- Check your progress, make flashcards of questions and **get someone to test you** on them.

## EzyScience

Use the QR code to access the Ezyscience website, or go to [www.ezyeducation.co.uk](http://www.ezyeducation.co.uk). Login using your school email address as your username and enter your password. Your teacher will set assignments as homework which you are expected to complete. However, you can also use Ezyscience for independent study in addition to your revision. If you are absent for any lessons your teacher may set Ezyscience videos to help you catch up.

## Useful Resources


Great reads.  
10/10  
would  
recommend.



Free Science  
Lessons



Primrose  
Kitten




Educake  
Login



Download the apps:

1. Quizlet
2. BBC Bitesize App
3. Study Ninja
4. Papplet



AQA Biology  
Specification



Ezy Science  
Login



Revision  
Timetable  
Help

## Biology Course Details

Paper 1: 1 hr 45 min

1. Cell Biology
2. Organisation
3. Infection & Response
4. Bioenergetics

Paper 2: 1 hr 45 min

5. Homeostasis & Response
6. Inheritance, Evolution & Variation
7. Ecology

## Required Practicals

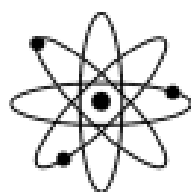
Paper 1:

1. Using a light microscope
2. Effect of antibiotics on bacterial
3. Osmosis
4. Photosynthesis
5. Food tests
6. Enzymes

Paper 2:

- Reaction time
- Germination
- Field investigations
- Decay





# GCSE

# Physics

## Revision Hints

The world's worst method of revision is to read through notes and leave it at that. Only a few people remember lots of information after just reading notes! Revision is boring and you must find ways of tricking your brain into engaging with it!

There are lots of different activities you can do to help you revise. However, before you start anything, you need to organise yourself (and your revision area). Scan the QR code for revision timetable templates and for advice.

To be organised, try these revision techniques:

- Read your revision guide or exercise book and **condense your notes**. You could write them onto flash cards with sub-headings or bullet points the key points.
- Read your notes and **create questions and answers**. You can then come back to answer your questions and self-assess at a later date.
- Make **mind maps** based on notes with key facts. Add colours and pictures to help you remember.
- **Create mnemonics**. E.g. Monkeys Eat Peeled Bananas helps me remember methane, ethane, propane and butane. Make ones that make you laugh. It will be easier to remember!
- Use **past paper questions**. This is so important, it gets you ready for the real thing more than anything.
- Check your progress, make flashcards of questions and **get someone to test you** on them.

## EzyScience

Use the QR code to access the Ezyscience website, or go to [www.ezyeducation.co.uk](http://www.ezyeducation.co.uk). Login using your school email address as your username and enter your password. Your teacher will set assignments as homework which you are expected to complete. However, you can also use Ezyscience for independent study in addition to your revision. If you are absent for any lessons your teacher may set Ezyscience videos to help you catch up.

## Useful Resources

Great reads.  
10/10  
would  
recommend.



Free Science  
Lessons



Primrose  
Kitten



Educake  
Login



Download the apps:

1. Quizlet
2. BBC Bitesize App
3. 23 Equations
4. Study Ninja
5. Papplet



AQA Physics  
Specification



Ezy Science  
Login



Revision  
Timetable  
Help

## Physics Course Details

### Paper 1: 1 hr 45 min

1. Energy
2. Electricity
3. Particle Model
4. Atomic Structure



### Paper 2: 1 hr 45 min

5. Forces & Motion
6. Waves
7. Magnetism
8. Space



## Required Practicals

### Paper 1

1. Specific heat capacity
2. Thermal insulation
3. Resistance (wire)
4. V-I characteristics (filament bulb, resistor, diode)
5. Density

### Paper 2

6. Light (reflection and refraction)
7. Force and extension (spring)
8. Acceleration (Fema)
9. Waves (ripple tank) - Physics specification only
10. Radiation and absorption (Leslie cube)



# GCSE Chemistry

## Revision Hints

The world's worst method of revision is to read through notes and leave it at that. Only a few people remember lots of information after just reading notes! Revision is boring and you must find ways of tricking your brain into engaging with it!

There are lots of different activities you can do to help you revise. However, before you start anything, you need to organise yourself (and your revision area). Scan the QR code for revision timetable templates and for advice.

To be organised, try these revision techniques:

- Read your revision guide or exercise book and **condense your notes**. You could write them onto flash cards with sub-headings or bullet points the key points.
- Read your notes and **create questions and answers**. You can then come back to answer your questions and self-assess at a later date.
- Make **mind maps** based on notes with key facts. Add colours and pictures to help you remember.
- **Create mnemonics**. E.g. Monkeys Eat Peeled Bananas helps me remember methane, ethane, propane and butane. Make ones that make you laugh. It will be easier to remember!
- Use **past paper questions**. This is so important, it gets you ready for the real thing more than anything.
- Check your progress, make flashcards of questions and **get someone to test you** on them.

## EzyScience

Use the QR code to access the Ezyscience website, or go to [www.ezyeducation.co.uk](http://www.ezyeducation.co.uk). Login using your school email address as your username and enter your password. Your teacher will set assignments as homework which you are expected to complete. However, you can also use Ezyscience for independent study in addition to your revision. If you are absent for any lessons your teacher may set Ezyscience videos to help you catch up.

## Useful Resources

Great reads.  
**10/10**  
would  
recommend.



Free Science  
Lessons



Primrose  
Kitten




Educake  
Login



Download the apps:


1. Quizlet
2. BBC Bitesize App
3. Study Ninja
4. Papplet



AQA Chemistry  
Specification



Ezy Science  
Login



Revision  
Timetable  
Help

## Chemistry Course Details

### Paper 1: 1 hr 45 min

1. Atomic Structure
2. Bonding
3. Quantitative
4. Chemical Changes
5. Energy Changes

### Paper 2: 1 hr 45 min

5. Rate of Reaction
6. Organic Chemistry
7. Chemical Analysis
8. Chemistry of Atmosphere
9. Using Resources

## Required Practicals

### Paper 1:

1. Making Salts
2. Neutralisation
3. Electrolysis
4. Temperature Changes

### Paper 2:

5. Rate of Reaction
6. Chromatography
7. Identifying Ions
8. Water Purification



# Combined Science

## Revision Hints

The world's worst method of revision is to read through notes and leave it at that. Only a few people remember lots of information after just reading notes! Revision is boring and you must find ways of tricking your brain into engaging with it!

There are lots of different activities you can do to help you revise. However, before you start anything, you need to organise yourself (and your revision area). Scan the QR code for revision timetable templates and for advice.

To be organised, try these revision techniques:

- Read your revision guide or exercise book and **condense your notes**. You could write them onto flash cards with sub-headings or bullet points the key points.
- Read your notes and **create questions and answers**. You can then come back to answer your questions and self-assess at a later date.
- Make **mind maps** based on notes with key facts. Add colours and pictures to help you remember.
- **Create mnemonics**. E.g. Monkeys Eat Peeled Bananas helps me remember methane, ethane, propane and butane. Make ones that make you laugh, it will be easier to remember!
- Use **past paper questions**. This is so important, it gets you ready for the real thing more than anything.
- Check your progress, make flashcards of questions and **get someone to test you** on them.

## EzyScience

Use the QR code to access the Ezyscience website, or go to [www.ezyeducation.co.uk](http://www.ezyeducation.co.uk). Login using your school email address as your username and enter your password. Your teacher will set assignments as homework which you are expected to complete. However, you can also use Ezyscience for independent study in addition to your revision. If you are absent for any lessons your teacher may set Ezyscience videos to help you catch up.

## Useful Resources

Great reads,  
10/10  
would  
recommend.



Free Science  
Lessons



Primrose  
Kitten




Educake  
Login



Download the apps:

1. Quizlet
2. BBC Bitesize App
3. 23 Equations
4. Study Ninja
5. Papplet



AQA Trilogy  
Specification



Ezy Science  
Login



Revision  
Timetable  
Help

## Combined Science Course Details

**B1: 1 hr 15 min**

1. Cell Biology
2. Organisation
3. Infection & Response
4. Bioenergetics

**B2: 1 hr 15 min**

5. Homeostasis & Response
6. Inheritance, Evolution & Variation
7. Ecology

**C1: 1 hr 15 min**

1. Atomic Structure
2. Bonding
3. Quantitative
4. Chemical Changes
5. Energy Changes

**C2: 1 hr 15 min**

6. Rate of Reaction
7. Organic Chemistry
8. Chemical Analysis
9. Chemistry of Atmosphere
10. Using Resources

**P1: 1 hr 15 min**

1. Energy
2. Electricity
3. Particle Model
4. Atomic Structure

**P2: 1 hr 15 min**

5. Forces & Motion
6. Waves
7. Magnetism

## **English Literature:**

Mr Bruff resources on Youtube: [www.Youtube.com/user/MrBruff](http://www.Youtube.com/user/MrBruff)

BBC Bitesize for AIC/R&J/ACC: [www.Bitesize.com/topics](http://www.Bitesize.com/topics)

Lit Charts: [www.litcharts.com](http://www.litcharts.com)

Spark Notes: [www.sparknotes.com](http://www.sparknotes.com)

The Victorian Web: [www.victorianweb.com](http://www.victorianweb.com)

## **English Language:**

Youtube PBC English: [www.Youtube.com/user/BPCEnglish](http://www.Youtube.com/user/BPCEnglish)

BBC Bitesize for Eduqas: [www.Bitesize.com/topics](http://www.Bitesize.com/topics)

*Ask your teachers about accessing Revision guides!*

## **Music:**

The main aspect that the Year 11 students need to be working on at home is preparing for their performance exam (this does not apply to piano students if they do not have a piano at home). If they can practise for 30 minutes at least four times a week, this will have a huge impact for this component.

Other revision websites they can use are:

<https://www.bbc.co.uk/bitesize/examspecs/zfwv7nb>

<https://www.musictheory.net/>

<https://www.teoria.com/>

## **BTEC Sport:**

For your child to achieve the highest grade possible in this subject, they need to ensure their 3 course work units are completed with depth and detail in their answers and each point related to a sporting activity.

**Unit 2 – Practical Sport**

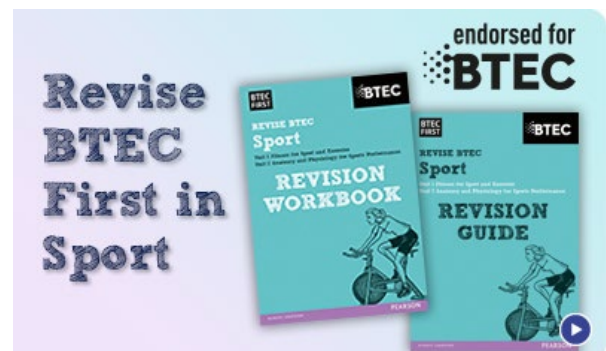
**Unit 3 – Applying the Principles of Personal Training**

**Unit 5 – The Sports Performer in Action**

The final unit is an on-line examination.

## **Unit 1 – Fitness for Sport and Exercise**

This will require the students to revise the content thoroughly and do plenty of past papers. The following 2 books; revision guide and revision workbook are excellent for preparation.




## **SOCIAL MEDIA**

Please follow the academy's social media sites as you find updated important information and news regarding the school:



team\_oca  
oca\_careers



@OATChadwick



Ormiston Chadwick Academy



If you were, or know of anyone else, who was a past student at this Secondary School on Liverpool Road, please share your story.

Our Alumni page on the school website needs populating with success stories of how students have worked their way into a range of careers. Tell us about your pathway and an overview of your current role. Tell us your highs and memories from life at school.

We would like to celebrate your successes with our current students and illustrate just what they are capable of.

Email [alumni@ocacademy.co.uk](mailto:alumni@ocacademy.co.uk) to be sent a password that will enable you to complete a profile on the website.

Please spread the word.

