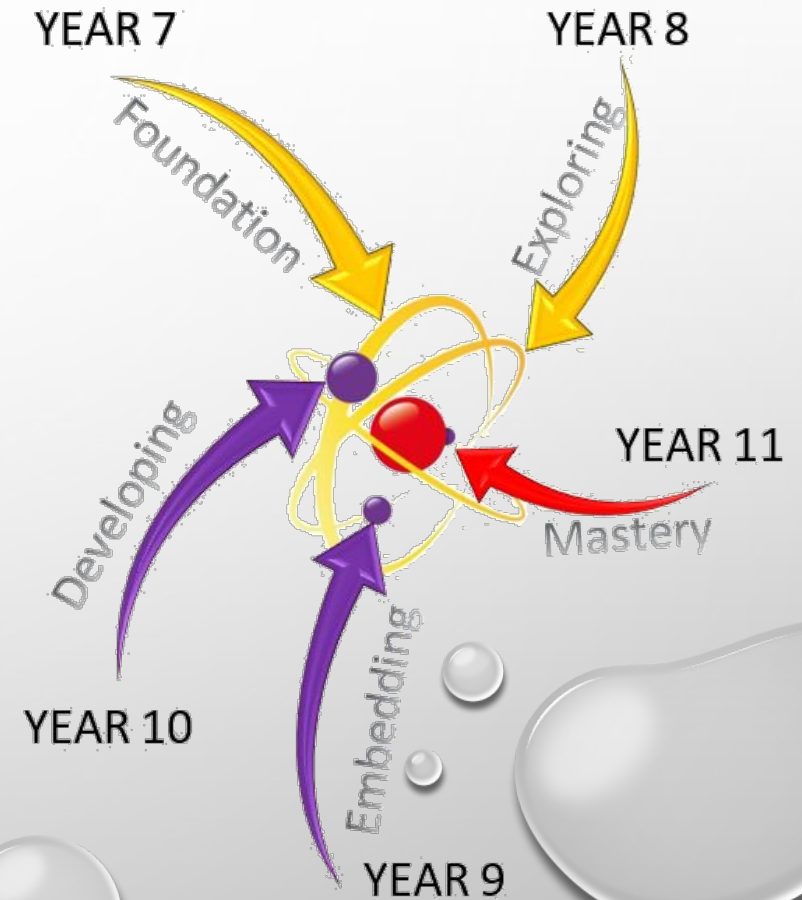


YEAR 11 PARENTS' REVISION
EVENING 10.10.2024

THE JOURNEY



ORGANISATION- DATES FOR YOUR DIARIES



- **MOCK EXAMS - 11th NOVEMBER – 22nd NOVEMBER**
- **ALL YEARS WELCOME EVENING WITH FORM TUTORS**
- **MOCK INTERVIEWS 14th & 15th JANUARY**
- **REPORTS & GRADE CARDS W/C 18th DECEMBER**
- **COLLEGE INTERVIEWS 17th AND 18th JANUARY**
- **EMPLOYERS' FAIR 23rd JANUARY**
- **NEXT SET OF MOCKS 10th FEBRUARY – 27th FEBRUARY**
- **PARENTS' EVENING 27th MARCH**

OCTOBER HALF TERM SO FAR...



DATE	AM/ PM	SUBJECT	STAFF	TIME	ROOM
Wednesday 24 th October	AM + PM	3D Design & Graphics	ASE	10am – 2pm	C6
	AM + PM	Child Development	HBT	10am – 2pm	C6
Tuesday 29 th October	AM + PM	Art & Textiles	HBE	10am-2pm	H23
	AM + PM	Music	MBY	9.30am – 2pm	C8
	AM	RE	EOL	9am – 11am	N1
Friday 1 st November	AM + PM	3D Design & Graphics	ASE	10am – 2pm	C6
	AM + PM	Child Development	HBT	10am – 2pm	C6

- 1. Learning styles**
- 2. Your space**
- 3. Techniques**
- 4. Revision timetables**
- 5. Exam resilience**



Learning Styles

After **two weeks** we tend to remember

PASSIVE SKILLS




Reading

10% of what we **READ**



Hearing words

20% of what we **HEAR**



Looking at pictures.

30% of what we **SEE**



Watching a DVD/Video. Looking at an exhibit. Watching a demonstration
Seeing it done on location.

50% of what we **SEE**
and **HEAR**

Taking part in a discussion.
Giving a talk.


70% of what we **SAY**



ACTIVE SKILLS

Doing a drama presentation. Simulating the real experience. Doing the real thing.

90% of what we **SAY** and **DO**



Explaining/teaching something to someone.
Testing and checking their learning.

95% of what we **HELP**
someone else **learn**
and **understand**





**Your space &
equipment**

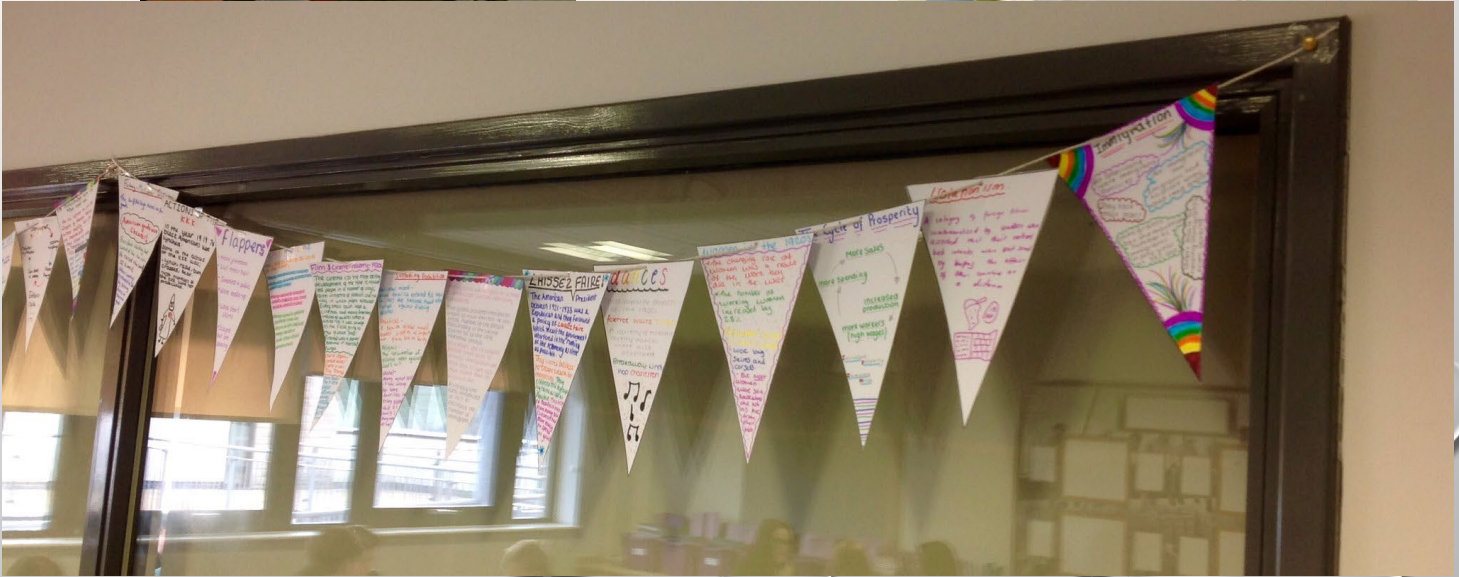
Where will you revise?



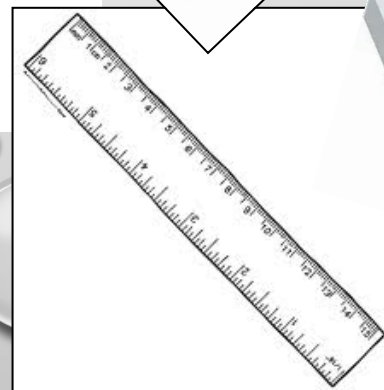
Wall space



Wall space



Toolbox: The best £10 someone can spend for you.





Revision Techniques

WHAT IS THE POINT OF REVISION?

IT IS TO *RECALL AND CONNECT INFORMATION.*

THE BEST WAY TO **DO THIS** IS THROUGH **CUES**.

A CUE IS SOMETHING THAT YOU ASSOCIATE WITH SOMETHING ELSE.



HIGHLIGHT NOTES

HIGHLIGHT THE KEY PHRASES/CONCEPTS/QUOTES /VOCABULARY IN YOUR BOOKS.

GO THROUGH YOUR EXISTING NOTES WITH A HIGHLIGHTER. THIS WAY YOUR ATTENTION IS DRAWN TO IMPORTANT PARTS.



FLASHCARDS

WRITE KEY PHRASES OR SUMMARISED POINTS ON A CARD USING YOUR BOOK/TEXTBOOK FOR CUES.


READ THE RELEVANT PART OF THE BOOK.

COME BACK TO YOUR CARDS AND TRY TO WRITE NOTES ON THEM (THIS TESTS YOUR MEMORY).

YOU CAN THEN FLICK THROUGH THE CARDS TO HELP YOU REMEMBER.

GROUP TOPICS TOGETHER IN DIFFERENT COLOURS.

TIE GROUPS OF RELATED CARDS TOGETHER.



FLASHCARDS

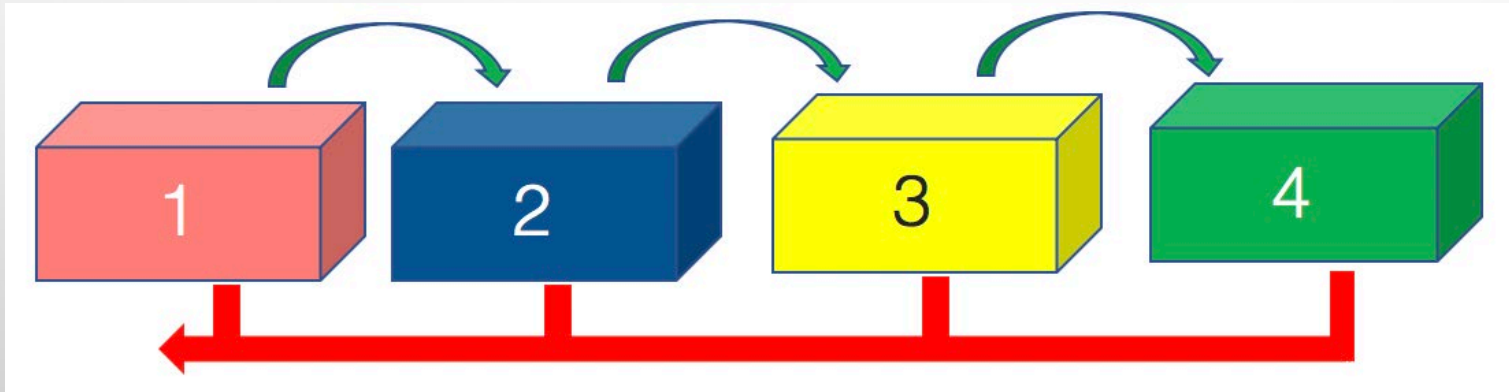
Leitner System – The Method

All flash cards start off in Box/Stack 1.
As you review the cards, each card you answer correctly goes into Box 2.

If you give the wrong answer the card stays in box 1.

When you review cards in Box 2, if you still get it right you move the card to box 3 and so on until all cards are in Box 4.

If you get a card wrong in any box, it goes back to Box 1.




- The key is that the cards you know less well are reviewed more frequently than the cards in the higher boxes.
- You now must choose the frequency at which you review each box.
- For example - Box 1: Every day, Box 2: Every 2 days, Box 3: Every 3 days, Box 4: Every 4 days



POST IT NOTES RULE!

SHOULD ONLY CONTAIN KEY WORDS AND PHRASES WHICH WILL HELP YOU REMEMBER WHAT WAS ON YOUR FLASHCARDS.

ALL AROUND YOUR HOUSE – PUT THEM IN THE TOILET, ON YOUR BEDROOM WALL, ON YOUR TV ETC.!!!



THE RECALL JOURNEY

Eric:

'Why ...higher wages?

– capitalism

- workers to push for better wages

- workers as being independent people

**ORIGINAL
CONTENT IN
EXERCISE
BOOK/TESTBO
OK/ PAST
EXAM PAPER**

HIGHLIGHTER

FLASHCARD

POST IT

Eric = 'capitalism' quote

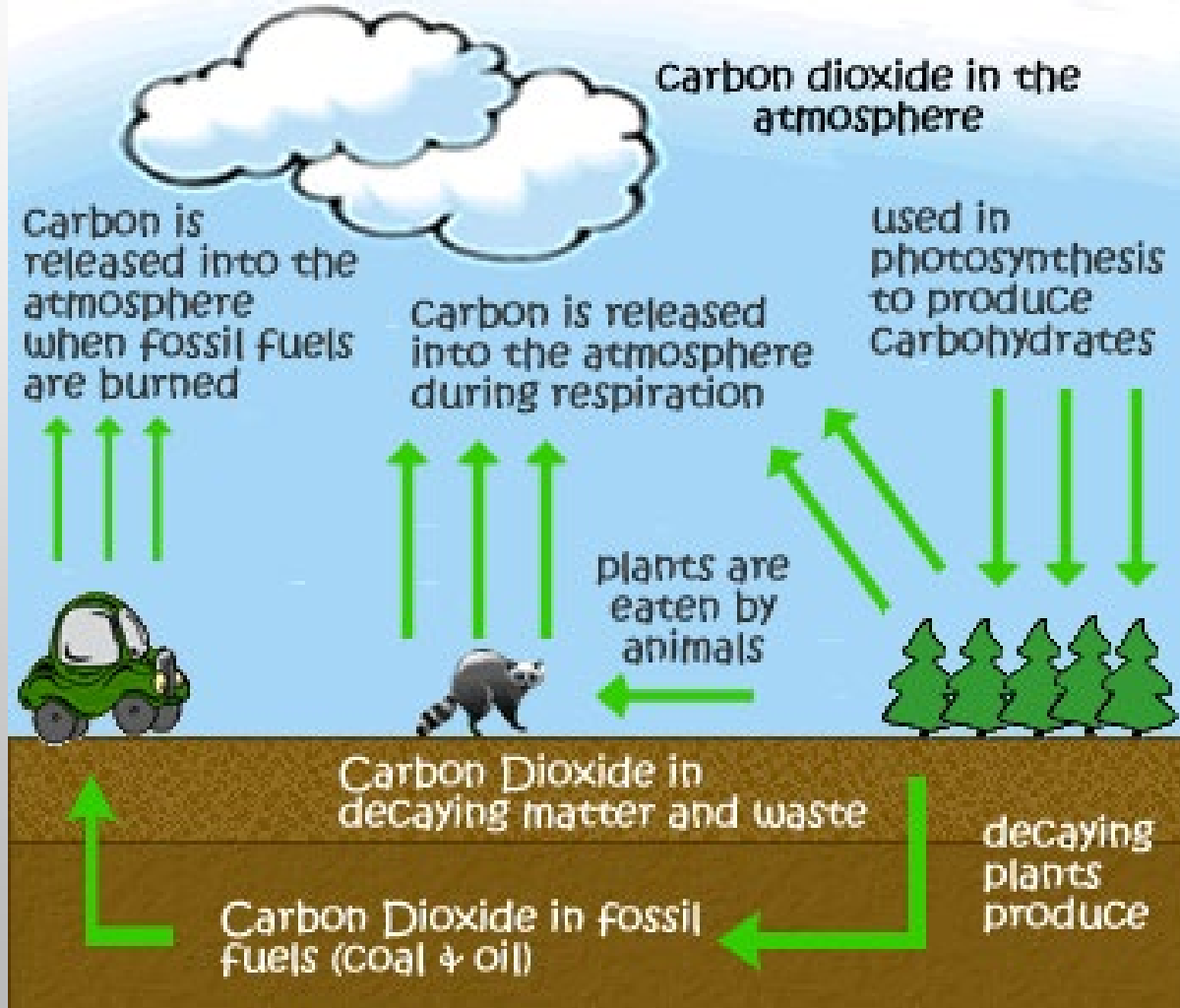
Eric in 'An Inspector calls':

'Why shouldn't they try for higher wages? We try for the highest possible prices.'

Eric recognises that capitalism should allow for workers to push for better wages as well as Mr Birling tries to lower them – she sees the workers as being independent people

FLOW CHARTS

THESE BREAK DOWN THE INFORMATION YOU NEED INTO SMALL CHUNKS AND IN A VERY VISUAL AND LOGICAL WAY: EG. SCIENCE AND GEOGRAPHY PROCESSES, PLOT LINES, HISTORICAL EVENTS.



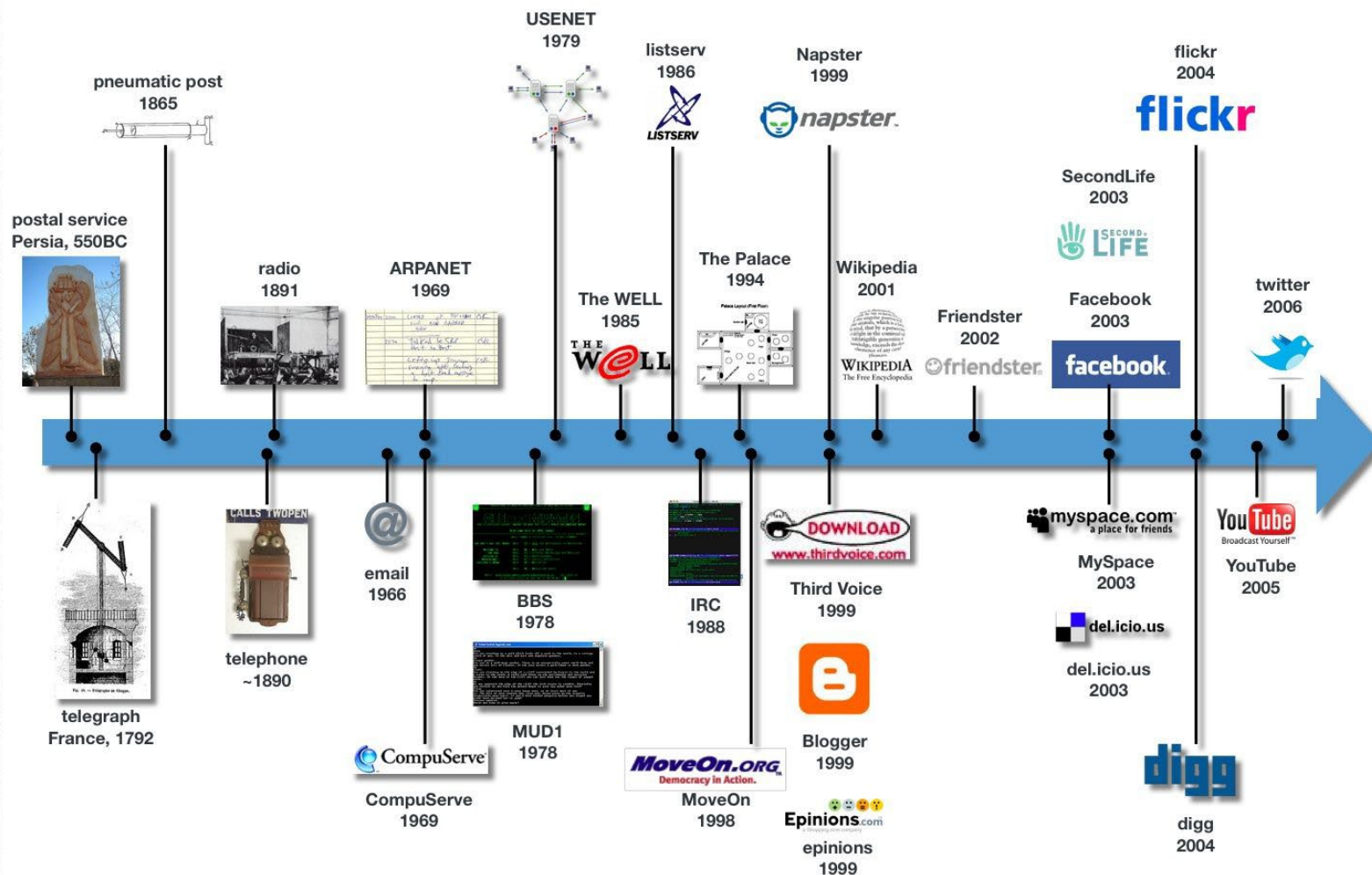
TIMELINES

USE THESE FOR HISTORY TOPICS AND THE PLOT OF ENGLISH LITERATURE TEXTS.

15

A (somewhat incomplete) Timeline of Social Media
not to scale

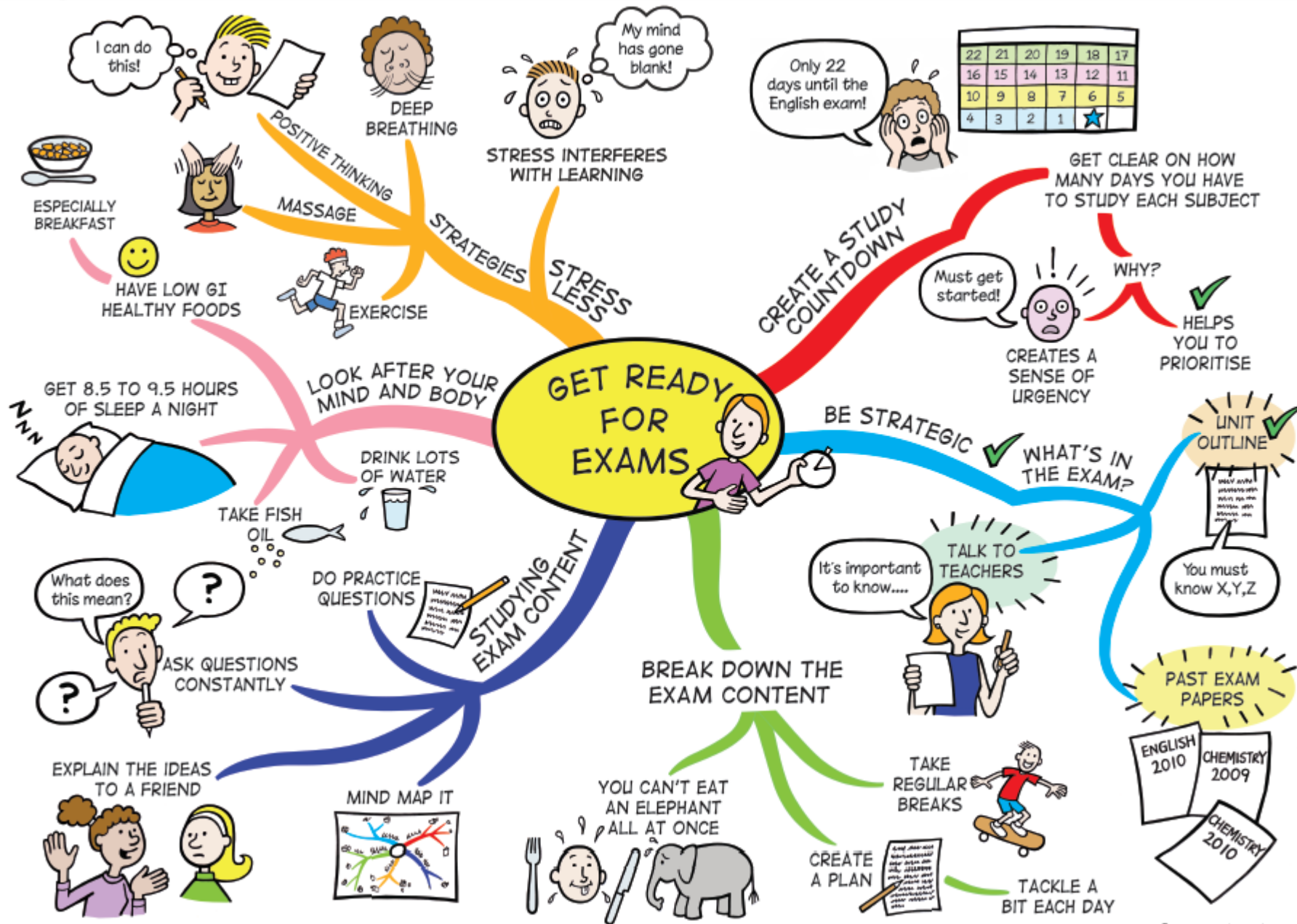
idfive



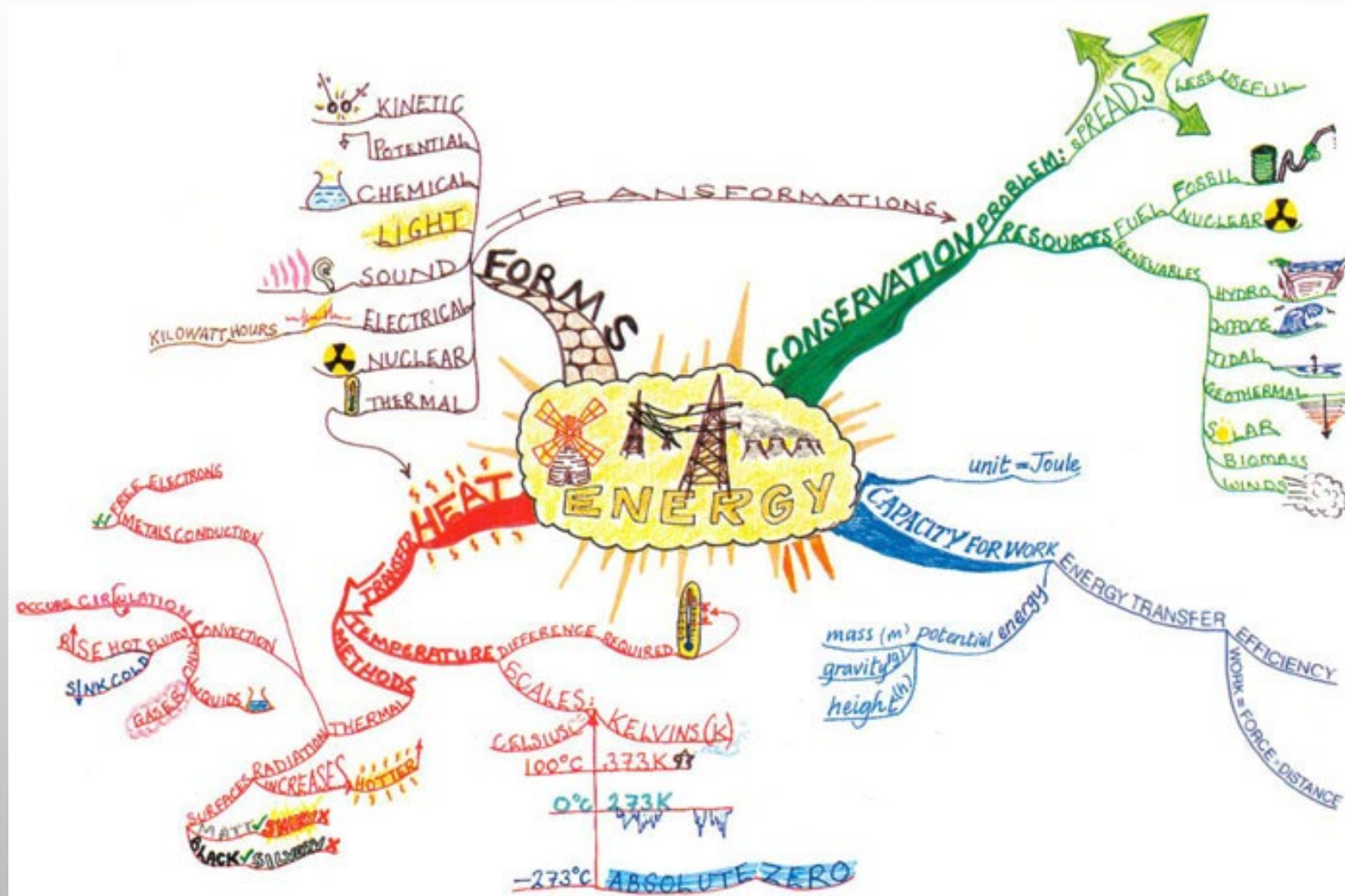
MINDMAPS/SPIDER DIAGRAMS



MINDMAPS/SPIDER DIAGRAMS



MINDMAPS/SPIDER DIAGRAMS



PAST PAPERS AND EXAM PRACTICE

10

words specific to the sport. Words like the 'South Gal', or the 'funnel of ice'. The language is different because the audience is different. The audience for a source is likely probably be people who are interested in survival, mountaineering or extreme sports and situations. So Sir Boardman is allowed to use more sports specific words. Another example of language used for effect would be where Boardman uses the words 'It was a miracle'. By using these words, he makes the situation seem extremely helpless, except by some unknown miracle worker. This creates a serious and intense almost

structural and presentational features to achieve effects and engage and influence the reader, supporting their comments with detailed textual references.

Basic meaning
Analyse and discuss elements
Assessment Objective Explained

Explain and evaluate how writers use - WRITE clearly about how and how WELL writers use

Linguistic features - (FOP) - focus on on words / sounds / ideas (repetition, tone, words, similes, onomatopoeia etc etc)

Drammatical features - use of tense, punctuation, use of 1st / 2nd / 3rd person etc etc

structural features - recurring ideas, go from one thing to another (thread; argument) sentence length

presentational features - colour, placement on page, images, font type etc etc

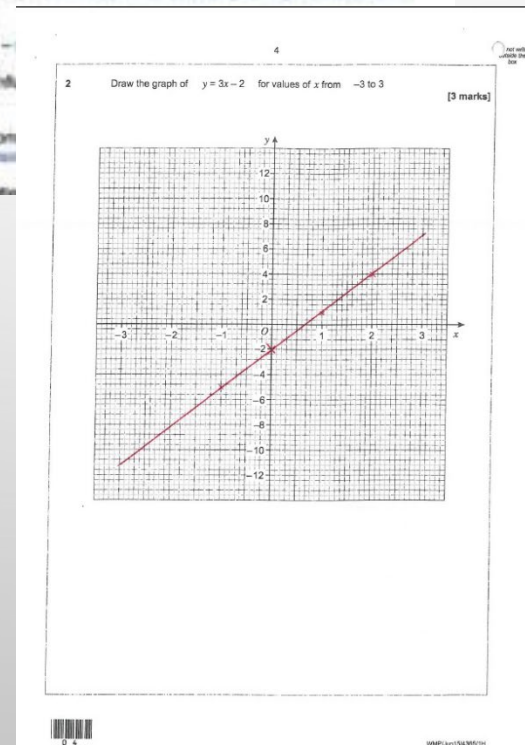
to achieve effects - and engage and influence the reader etc etc

supporting their comments with detailed textual references

GO THROUGH THEM REPEATEDLY.

ANSWER THE QUESTIONS AGAIN WITHOUT NOTES TO SEE IF YOU REMEMBER THE PERFECT ANSWERS.

Add notes in different colours so you can see how you have built up your analysis.



5

3 These instructions are on a bottle of lawn feed.

'Mix 200 millilitres of lawn feed with 10 litres of water.'

How many millilitres of lawn feed should be mixed with 3 gallons of water? Use 1 gallon = 4.5 litres [3 marks]

Lawn feed : water 3 gallons = 13.5 litres

200 0.2 : 10

600 0.6 : 30

600 : 3

100 : 5

1000 : 50


Answer 270 millilitres

Turn over for the next question

6

WJEC/15/4300/11

MNEMONICS/ACRONYMS



TAKE THE FIRST LETTER OF A SERIES OF WORDS TO MAKE
RHYMES & SONGS – THE DAFTER THE BETTER!

THE LINK SYSTEM

Link key words together in a story:



Example

The sequence of planets in the solar system, in terms of their increasing distance from the Sun.

The correct sequence is: **MERCURY, VENUS, EARTH, MARS, JUPITER, SATURN, URANUS, NEPTUNE**

Freddie **MERCURY** sings to a goddess (**VENUS**).

She picks up some **EARTH** and throws it at the God of War (**MARS**),

who is then hit by a thunderbolt (Sky God - **JUPITER**),
which causes Satan (**SATURN**) to appear.

Satan has an Atomic Bomb (Uranium - **URANUS**),
which he detonates in the sea (God of the Sea - **NEPTUNE**).

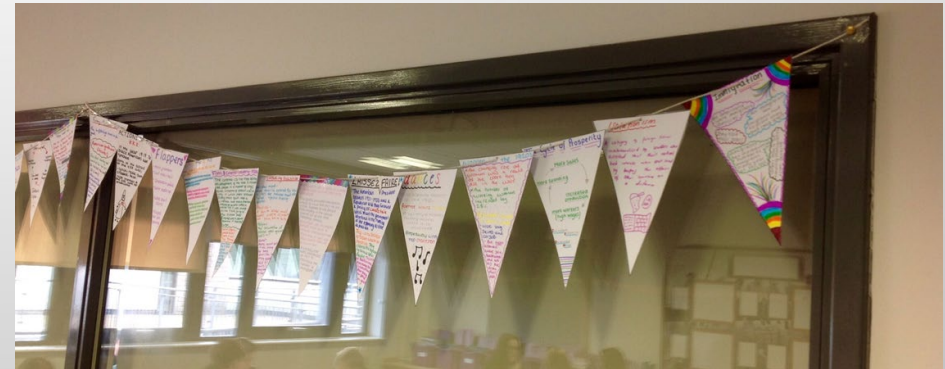
MAKE ANY OF THE PREVIOUS TECHNIQUES KINAESTHETIC

CREATE A POST IT JOURNEY AROUND THE HOUSE
TO REMEMBER THE SEQUENCE OF HISTORICAL,
PLOT OR EVENTS OF SCIENTIFIC PROCESSES.

HANG UP REVISION BUNTING THAT YOU NEED TO
STAND UP FOR AND WALK ALONG TO READ.

GOT FOR A WALK AND LISTEN TO ANY
RECORDINGS YOU MAKE.

BE CREATIVE!



RECORD YOURSELF

RECORD/VIDEO THE INFORMATION ONTO YOUR PHONE.

PLAY IT BACK WHEN YOU ARE WALKING TO AND FROM SCHOOL,
AT HOME, GOING TO SLEEP, ETC...

RECORD THEM IN A SILLY VOICE/ACCENT.

'OH BUT I DON'T LIKE THE SOUND OF MY OWN

VOICE!'...GET YOUR MATE TO RECORD THEM FOR YOU AND VICE VERSA.



ONLINE



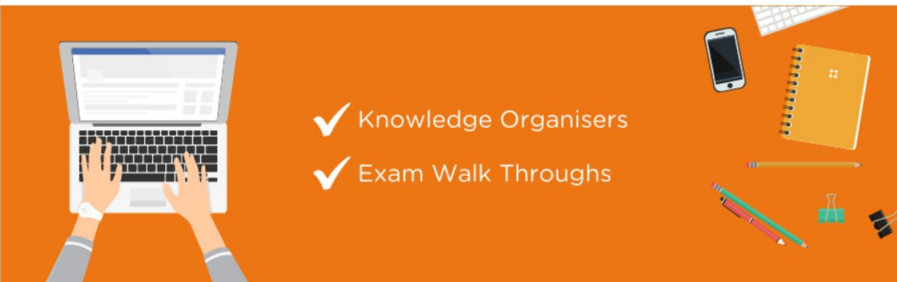
SENECA
Free interactive content to keep students engaged

<https://www.eduqas.co.uk/home/student-support/revision/revision-resources/> **ENG LANG**

Revision Resources .

GEAR UP FOR EXAMS
GIVE IT YOUR ALL
END YOUR DASH

Our Teams have been busy creating a wealth of digital resources, tools and materials to support your learning of our qualifications. These are perfect for helping with revision and continuous learning.



- ✓ Knowledge Organisers
- ✓ Exam Walk Throughs

Knowledge Organisers

Exam Walk Throughs

Blended Learning

Visit our Resources website for more

<https://www.revisely.com/gcse>

KayScience My To Do List Videos & Quizzes Exam Questions Revision Tuition Timetable

Upcoming Tasks

Teacher Name	Task Name	Notes	Action	Due Date
Finnigan	Biology Paper 1 Required Practicals	Check Notes	Start Task	20 November (42 Days)
Finnigan	Chemistry Paper 1 Required Practicals	Check Notes	Start Task	20 November (42 Days)
Finnigan	Physics Paper 1 Required Practicals	Check Notes	Start Task	20 November (42 Days)

Revisely Home Revision AI Flashcard Generator AI Notes Generator AI Quiz Generator + Create Login Sign Up

- Maths**
AQA • Edexcel • OCR
- English Language**
AQA • Edexcel • OCR
- English Literature**
AQA • Edexcel • OCR
- Biology**
AQA • Edexcel
- Chemistry**
AQA • Edexcel
- Physics**
AQA • Edexcel
- Combined Science**
AQA • Edexcel
- Religious Studies**
AQA • Edexcel
- Geography**
AQA
- History**
AQA • Edexcel

Bring Your Notes to Life with the AI Quiz Generator

Simply reading textbooks often isn't enough to solidify knowledge. Instead of just taking notes, transform your textbooks into interactive quizzes. Engage with your material, test your understanding, and retain information in a smarter, more effective way.

WORK WITH YOUR FRIENDS

SHARING CAN HELP.

GET YOURSELF A **STUDY BUDDY**...

HAVE A PIZZA, TURN ON

SOME (QUIET AND INSTRUMENTAL) MUSIC AND HAVE A REVISION PARTY!


IT MIGHT NOT BE SEEN AS COOL BUT IT MIGHT MAKE THE DIFFERENCE.



THE MOST IMPORTANT PART


SO YOU'VE CREATED REVISION RESOURCES, MADE
A REVISION TIMETABLE, STUCK TO IT...SO WHAT?

HOW WILL YOU KNOW IF IT'S WORKING???



How to retest your knowledge

1. Remove/cover individual post its – can you remember them?
2. Rerecord your voice notes from memory and compare to originals
3. Timed exam questions without any reference materials; including questions you've done before
4. Get family, friends, pets to test you by asking you questions from your original revision materials
5. Walk the 'post it' journey and talk through your learned content without reading the post its
6. Explain/teach your knowledge to a study buddy, family member, friend or the dog
7. Online sites and apps feature multi-choice quizzes





Revision timetables

Revision timetables – RULES

1. Include all subjects
2. Devote more time to subjects you are less confident with
3. Chunk subjects into sub-topics and plan these over the next few weeks – make sure you revisit these
4. Plan your retest slots
5. Plan for a range of revision strategies
6. Add your times to the plan
7. 30 minute revision slots
8. No more than 4 per night
9. Have one night off and plan fun and relaxation time
10. Start **NOW** and don't cram too late


Year 11 Revision Timetable

	Study Times and Subject								
Sunday									
Monday									
Tuesday									
Wednesday									
Thursday									
<i>Study Times</i>									
Friday									
Saturday									

Year 11 Revision Timetable

	Study Times and Sul				
Sunday	FOOTBALL MATCH		Eng Lang: <i>Writing skills</i> Past paper 2	Business: <i>Budgets</i> Post its	MY HOUSEHOLD JOBS
Monday	Maths: <i>Area</i> Mindmap/ Post its	Science: <i>Compounds</i> Mnemonic/ Voice record	WATCH 'THE TRAITORS'	PE: <i>Injury prevention</i> Revision cards	Spanish: <i>Holidays – past tense</i> Mindmap
Tuesday	Eng lit: <i>Inspector calls</i> <i>quotes</i> Voice record	Geog: <i>Human Geog</i> <i>stats</i> Mindmap	VIDEOCALL MY NAN	Maths: <i>Vectors</i> Past paper 1	Science: <i>Reproductive</i> <i>cycle</i> Retest with exam question

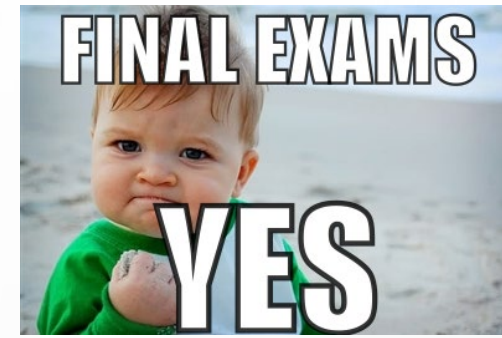
Interleaving and the Forgetting Curve





Exam resilience

TOP EXAM TIPS



- READ THROUGH ALL THE PAPER BEFORE YOU START
- REMEMBER YOUR TIMINGS: YOUR TEACHER WILL HAVE TOLD YOU HOW LONG TO SPEND ON SECTIONS
- WRITE DOWN HOW LONG YOU NEED TO SPEND ON EACH SECTION
- ON THE BLANK BACK PAGE, SPEND A FEW MINUTES JOTTING DOWN ANY QUOTES, FACTS ETC. THAT YOU ARE WORRIED ABOUT FORGETTING
- **DON'T WASTE TIME** WITH YOUR HEAD DOWN OR PAPER CLOSED; CHECK AND RE-READ YOUR ANSWERS
- LEAVING ANY ANSWERS BLANK IS A CRIME!

- 1. Learning styles**
- 2. Your space**
- 3. Techniques**
- 4. Revision timetables**
- 5. Exam resilience**

How to revise MATHS



The Specification

Edexcel

Three 90 minute papers

Paper 1 (Non-calc)

Paper 2 / 3 (Calc)

Anything can be assessed on all 3 papers

Foundation
(Grade 1 – 5)

Higher
(Grade 3 – 9)

Overview

Both Higher and Foundation cover the same broad areas:

Tier	Topic area	Weighting
Foundation	Number	22 - 28%
	Algebra	17 - 23%
	Ratio, Proportion and Rates of change	22 - 28%
	Geometry and Measures	12 - 18%
	Statistics & Probability	12 - 18%
Higher	Number	12 - 18%
	Algebra	27 - 33%
	Ratio, Proportion and Rates of change	17 - 23%
	Geometry and Measures	17 - 23%
	Statistics & Probability	12 - 18%

The best way
to learn
maths is to
DO MATHS!



Independent Study

All students have own unique passwords/username to SparxMaths.

83%

more progress with just 15 minutes of practice every week

Students using Sparx Maths Homework made 83% more progress with just 15 minutes of practice (in comparison to those who did no homework). For each further 15 minutes of practice they made 67% more progress.

[View the report ↗](#)



1 hour

of Sparx Maths a week significantly improves grades

External research conducted by RAND Europe and Cambridge University found that using Sparx Maths for 1 hour a week significantly improves grades.

We will be sending a leaflet via email to parents on how to use Sparx in order to help your child. They will get homework every Wednesday on this website, due in the Wednesday after.

Use Exam Scores



Maths Revision
CHOOSE IT



Questions	Question Title	Score	Clip Number
1a	Solve single linear inequalities (positive x)	2 / 2	269
1b	Solve double linear inequalities and represent on a number line	3 / 3	272, 265
2	Straight line graphs	3 / 3	208
3i	Express one number as a fraction as another, fractions of an amount	2 / 2	62, 77
3ii	Census, sampling & bias	0 / 1	394
4	Volume of a cuboid, fractions of an amount, converting volume	4 / 4	568, 77, 704
5	Right-angled trigonometry (find side)	2 / 2	509
6	Error Intervals	0 / 2	774
7	Share in a given ratio	4 / 4	332
8a	Ordinary to standard form	0 / 1	122
8b	Standard form to ordinary	1 / 1	123
9a	Circumference and area of a circle, comparing quantities using ratio	1 / 2	87, 535, 539, 328
9b	Area of a square, comparing quantities using ratio and simplifying	0 / 2	87, 328, 329, 554
10a	Independent events & probability trees	2 / 2	361
10b	Independent events & probability trees	1 / 3	361
11a	Complete a cumulative frequency table	1 / 1	437
11b	Draw a cumulative frequency diagram from a table	2 / 2	437
11c	Interpret cumulative frequency diagrams	2 / 3	438
12	Perimeter of a sector	1 / 4	545
13	Simplify algebraic fractions (involving quadratics)	0 / 4	229
14ai	Instantaneous rate of change	0 / 3	890
14aii	Instantaneous rate of change	0 / 1	890
14b	Area under a curve	2 / 3	892
15	Change the subject of the formula	3 / 3	286
16	Straight line graphs (perpendicular)	1 / 3	216
17a	Lowest common multiple, ratio	0 / 1	34, 332
17b	Two way tables	0 / 3	424
18	Circle theorems (cyclic quadrilateral), angles on a straight line	5 / 5	597, 477
19	Share in a given ratio, 3D Trigonometry	1 / 4	332, 860
20a	Vectors geometry problems	2 / 2	628
20b	Vectors geometry problems	0 / 4	633, 634
Total		45 / 80	

After each test, students are given RAG sheets which identify individual issues that they need to work on in order to improve.

Parents: Check your child is working on the Sparx Maths topics identified in their RAG sheet




How to DO MATHS at home

- Get practice questions/papers up online
- Use YouTube to watch videos for topics you need help with
- Watch the videos and do the tasks on SparxMaths that you were given as your key areas to focus on from the mocks
- Use your revision guides and workbook
- Use your notes in your book to help you



Sparx Maths


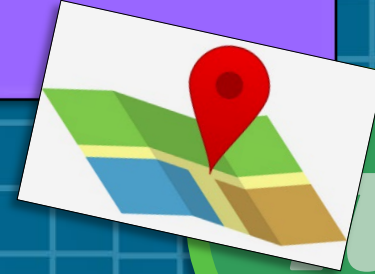


Where do I get the questions?

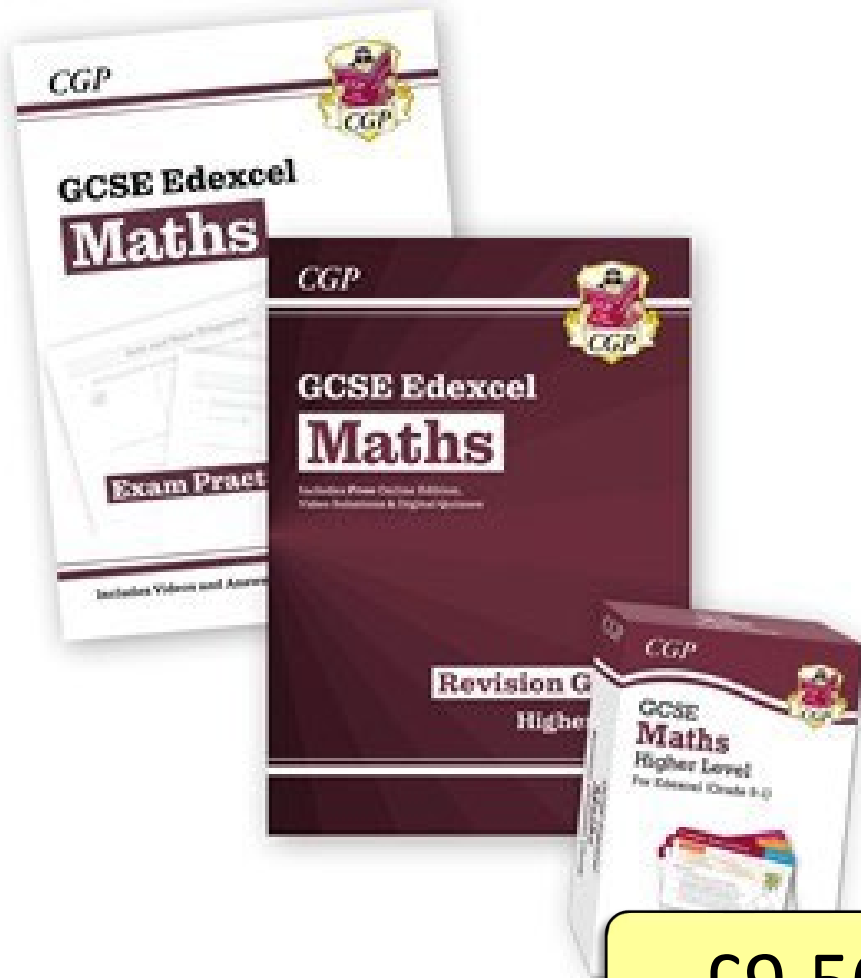
Useful Websites:

- <https://mathsbot.com/>
- <https://corbettmaths.com/>
- <https://www.onmaths.com/>
- <https://hegartymaths.com/>
- <https://revisionmaths.com/>
- <https://keshmaths.com/gcse-maths-takeaway-3/>
- <https://justmaths.co.uk/>
- <https://diagnosticquestions.com/>
- <https://www.mathsgenie.co.uk/>

There is a full list
on the school
website



Revision Guides



£9.50 each

A LITTLE
PROGRESS
EACH DAY
ADDS UP
TO BIG RESULTS



Science

Advice & Support
TFN

A breakdown of the subject...

**Year 10
Content**

Biology Paper 1

Chemistry Paper 1

Physics Paper 1

May Half Term

**Year 11
Content**


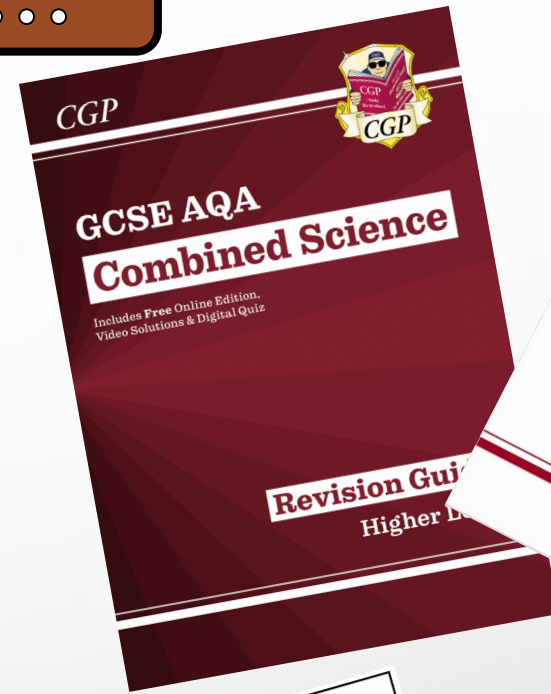
Biology Paper 2

Chemistry Paper 2

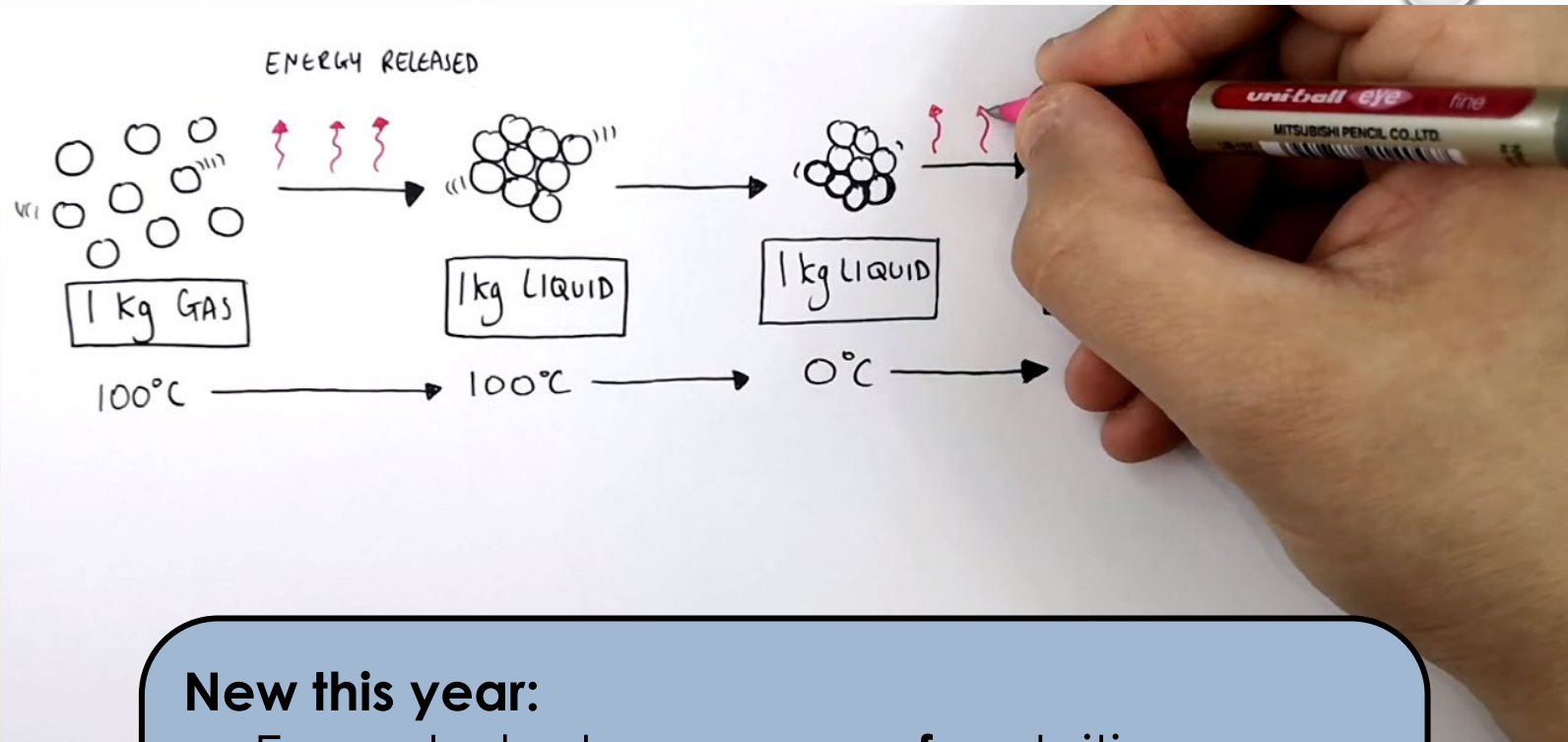
Physics Paper 2

Resources we can provide...

- www.kayscience.com log in
- Online quizzes via carousel learning
- Discounted revision guides & workbooks
- Organised content checkers to aid revision timetables
- Revision resource booklet with links to BBC bitesize and YouTube channels that reteach the content
- On Teams: knowledge organisers, exam questions, retrieval quizzes
- After school intervention
- I recommend www.kayscience.com for help with difficult content or coming to speak to your teacher



- High quality explanations for each individual concept
- Clear notes to follow
- Questions to test your understanding
- Perfect if you have missed a lesson
- Perfect to revise something that you found difficult in year 10
- Also contains past exam papers
- 3-6 mark question booklets
- All of them give you immediate feedback



New this year:

- Every student can access **free** tuition
- The tuition runs Monday, Tuesday and Wednesday
- It is streamed via the website on the hour, every hour from 4pm – 9pm

Upcoming Tasks

Teacher Name	Task Name	Notes	Action	Due Date
Finnigan	Biology Paper 1 Required Practicals	Check Notes	Start Task	20 November (42 Days)
Finnigan	Chemistry Paper 1 Required Practicals	Check Notes	Start Task	20 November (42 Days)
Finnigan	Physics Paper 1 Required Practicals	Check Notes	Start Task	20 November (42 Days)

- The home page has a to do list, this shows you revision lists I create to help you
- There is a section for independent study
- A section for past papers
- A section for random questions

Exam Questions

When you feel more confident with the facts and definitions of key terms, you should move on to exam questions to test your application skills. The more exam questions you do on a topic, the more confident you become at understanding what the question is asking for and skills you require.

As the year progresses your teacher will do more and more exam questions with you as you should be more confident with the facts and recall. They will help you build your exam technique but it is important you practice it as well.



exampro

Parents Evening
Oriston Chadwick Academy

1 Question Mark Scheme

2

Cells are the building blocks of life.

(a) Draw one line from each type of organism to the diagram of one of its cells

Type of organism	Diagram of one cell
<input type="text" value="Animal"/>	
<input type="text" value="Bacterium"/>	
<input type="text" value="Plant"/>	

(b) Cells contain structures. These structures have different functions.



ENGLISH AT OCA

1. WHAT QUALIFICATIONS CAN STUDENTS ACHIEVE?
2. HOW CAN STUDENTS REVISE FOR ENGLISH LANGUAGE?
3. HOW CAN STUDENTS REVISE FOR ENGLISH LITERATURE?
4. EXAM CALENDAR





1. WHAT QUALIFICATIONS CAN STUDENTS ACHIEVE?

GCSE ENGLISH LANGUAGE (EDUQAS)

- Component 1 – Summer Examination
- Component 2 – Summer Examination
- Component 3 – Speaking and Listening Presentation

GCSE ENGLISH LITERATURE (AQA)

- Paper 1 – Summer Examination
- Paper 2 – Summer Examination



GCSE ENGLISH LANGUAGE (EDUQAS)

Component 1 – 40% (1hr45)

- A. Answer 5 questions to analyse a fiction text
- B. Write an original narrative

Component 2 – 60% (2hrs)

- A. Answer 6 questions to analyse 2 non-fiction texts
- B. Write two transactional writing pieces (speech, letter, article, review)



2. What should students revise?

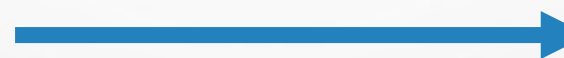
GCSE ENGLISH LANGUAGE (EDUQAS)

Component 1 – 40% (1hr45)

- A. Answer 5 questions to analyse a fiction text
- B. Write an **original narrative**

Component 2 – 60% (2hrs)

- A. Answer 6 questions to analyse 2 non-fiction texts
- B. Write two transactional writing pieces (speech, letter, article, review)

- 
1. Write a realistic narrative with a clear structure
 2. Refine and redraft
 3. Memorise
 4. Adapt for different titles



2. What should students revise?

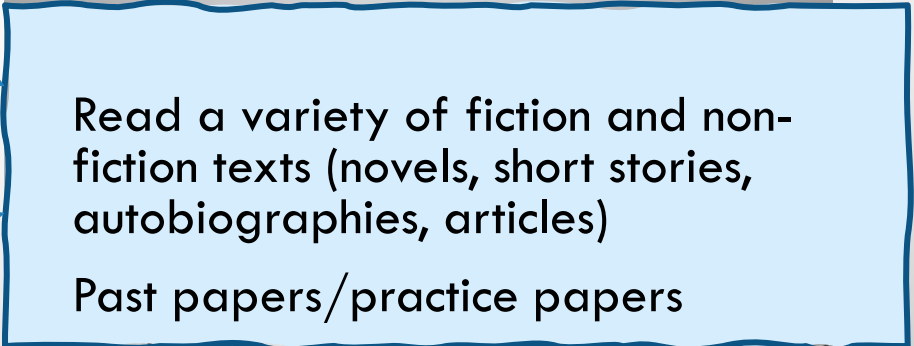
GCSE ENGLISH LANGUAGE (EDUQAS)

Component 1 – 40% (1hr45)

- A. Answer 5 questions to analyse a fiction text
- B. Write an original narrative

Component 2 – 60% (2hrs)

- A. Answer 6 questions to analyse 2 non-fiction texts
- B. Write two transactional writing pieces (speech, letter, article, review)



Read a variety of fiction and non-fiction texts (novels, short stories, autobiographies, articles)

Past papers/practice papers



What do we revise?

LITERATURE (AQA)

1. All students have their own photocopied version of the texts
2. Students should create revision resources for each text on:
 - Plot summaries
 - Characters
 - Themes (big ideas)
 - Link vocabulary
 - Link writer's intentions
 - Link key quotations
 - Link methods
 - Link context
3. Practice papers and planning for different questions will help prepare for any question on the exam.

Sensitive
'too rough... and it pricks like a thorn.'
- Romeo is love sick and love hurts him when it doesn't go as planned.

Depressed
'you have dancing shoes with nimble soles, I have a soul of lead so stales me to the ground I cannot move.'
- He plays on the word Sole/soul to show he doesn't want to go to a party because he is sad and thinking about Rosaline.

Won't be cheered up
- In spite of Mercutio's joking, Romeo will not be made happy. He told Mercutio about his dream he had the previous night and Mercutio begins to tease Romeo about Queen Mab, queen of the fairies.

Passionate
'Henceforth I will never be Romeo.'
- Romeo tells Juliet that he won't be a Montague so he can be with her.

Headstrong
'Either thou or I, or both, must go with him.'
- This shows Romeo is prepared to die to be with his best friend so he isn't on his own. This shows how much he feels about his friendships.

Changeable
'I have forgot that name and that name's woe.'
This shows that Romeo's emotions change fast as he has already forgotten Rosaline and moved on to his new love Juliet.

Sincere
'dear spirit, let lips do what hands do.'
- Romeo uses Christian imagery to describe Juliet. He tells her to allow her lips to have the same privilege.

Exaggerative
'She doth teach the torches to burn bright!'
Romeo describes Juliet as a bright light and she is better looking than torch dances.

Eager
- Romeo is desperate to marry Juliet as soon as possible, despite the feud that the Montagues and the Capulets have.

Peace-maker
'But love thee better than thou canst devise.'
- Romeo is trying to avoid a fight from happening because he is now related to the Capulets.

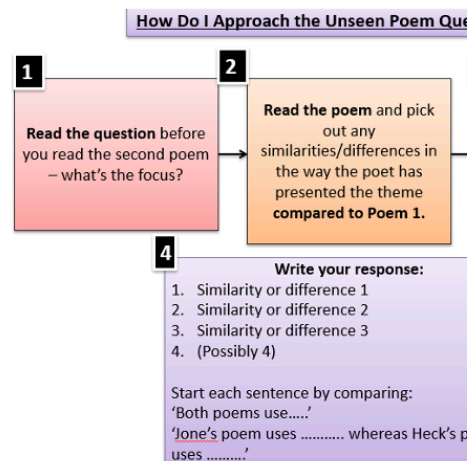
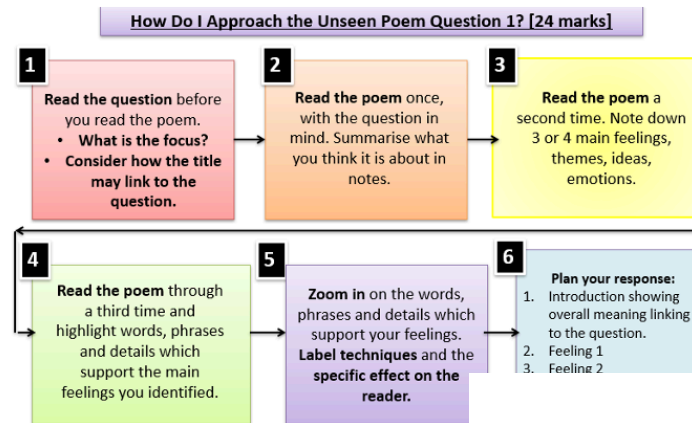
Romeo

RESOURCES

All students have access to the following:

- Exercise books
- Annotated copies of texts
- Lessons and resources on Teams
- English Language workbook
- Example answers
- Thesis, conclusion and writer's intentions frameworks for literature questions

Unseen Poetry



Romeo and Juliet

Thesis At first glance, 'Romeo and Juliet' is a tragic love story, but at a deeper level, Shakespeare explores ideas about _____.	Possible Questions <ul style="list-style-type: none"> • love as a destructive force • conflict/feuding/violence/hatred/masculinity • death as inevitable • defying authority • destiny/fate • honour/ family obligations • social constraints
Conclusion Ultimately, through the THEME/CHARACTER of _____, Shakespeare propels the action towards its tragic conclusion: the deaths of Romeo and Juliet.	
Shakespeare's Intentions <ol style="list-style-type: none"> 1. Shakespeare demonstrates the destructive nature of intense, passionate love. 2. Shakespeare juxtaposes the themes of love, conflict, fate and death in order to entertain his Elizabethan audience. 3. The play is a warning not to defy authority. 4. Shakespeare allows the audience to question whether they can escape their fate. 5. Shakespeare reflects Elizabethan stereotypes of masculinity. 	

An Inspector Calls

Thesis At first glance, 'An Inspector Calls' is a play simply about an investigation into the suicide of a young woman, but at a deeper level, Priestley explores _____.	Possible Questions <ul style="list-style-type: none"> • social responsibility • inequality (class/gender) • difference between old/young generations • morality • guilt/remorse learning from experience • family obligations
Conclusion Ultimately, through the THEME/CHARACTER of _____, Priestley presents his moral message to the audience, promoting the necessity for a socialist society.	
Priestley's Intentions <ol style="list-style-type: none"> 1. Priestley highlights the exploitation of the working classes in the Edwardian era. 2. Priestley challenges the subservience of women in the Edwardian era. 3. Priestley criticises the selfishness of capitalism and demonstrate the need for a fairer, socialist society 4. Priestley promotes the need for an equal society where morality is more important than reputation. 5. Priestley encourages the audience's sense of social responsibility. 	

RESOURCES

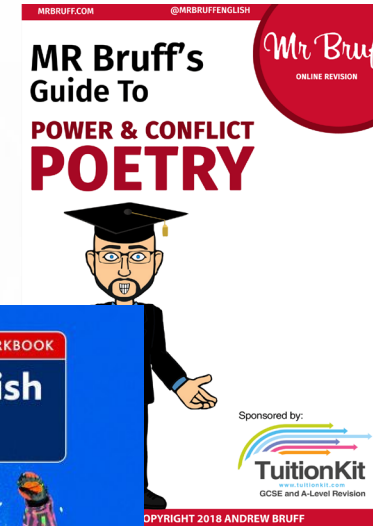

If you would like to purchase revision guides/workbooks, the following are useful:

Literature

- CGP
- York Notes
- Mr Bruff

Language

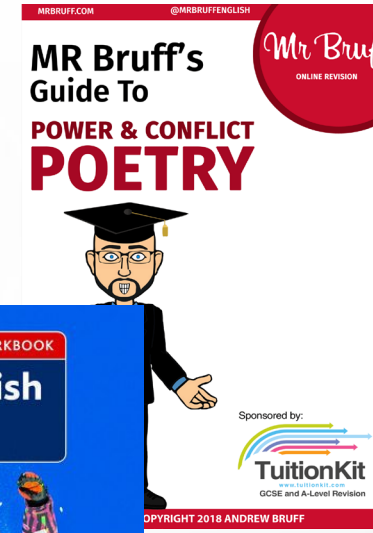

- WJEC/Eduqas Grade 9-1



RESOURCES

There is also a wealth of material available to gather knowledge on the internet, including:

- Sparknotes
- BBC Bitesize
- Litcharts
- Victorian Web
- YouTube (Mr Bruff)



EXAM CALENDAR

NOVEMBER MOCK EXAMS

- Language 1
- Language 2
- Literature 1

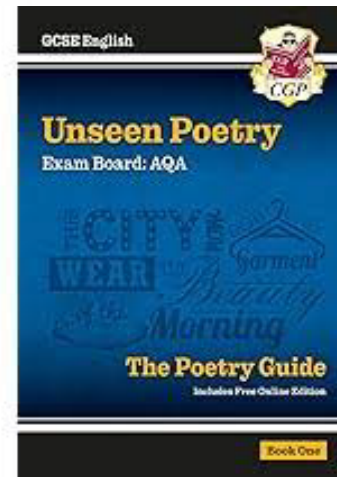

MARCH MOCK EXAMS

- Language 1
- Language 2
- Literature 1
- Literature 2

SUMMER EXTERNAL EXAMS

- Language 1
- Language 2
- Literature 1
- Literature 2





CGP REVISION GUIDES GCSE ENGLISH LITERATURE

Each revision guide is available to order at a discounted price of £3.15 via the School Gateway or cash given to our finance team.

Please take/fill out an order form and hand back to Miss Bishoprick or your child's English teacher if you would like to purchase any.

(If you order via School Gateway, you do not need to hand back the order form.)